


BEGINNER
SKILL

Exploring Numbers Baby Mat

designed by LJ Simon

featuring *Counting Numbers* by Whistler Studios

SIZE: 36" SQUARE




FREE
PROJECT

THIS IS A DIGITAL REPRESENTATION OF THE QUILT TOP, FABRIC MAY VARY.

PLEASE NOTE: BEFORE MAKING YOUR PROJECT, CHECK FOR ANY PATTERN UPDATES AT [WINDHAMFABRICS.COM](https://www.windhamfabrics.com)'S FREE PROJECTS SECTION.



Exploring Numbers Baby Mat

KEY	FABRIC	SKU	YD	CUTTING INSTRUCTIONS
A		53896DP-1 Ivory	1	Trim panel to measure 36" square.
B		SPECTRUM 52782-9 Aqua Mist	1/2	FOR BINDING: (5) 2-1/4" x WOF strips; sew short ends together
		Backing	1-1/4	42" square of batting

WOF=WIDTH OF FABRIC

MAKE THE QUILT

Layer **A** 36" square quilt top, batting and backing together to form quilt sandwich. Baste and quilt as desired. Bind using **B** 2-1/4" strips.

PROJECT DISCLAIMER: Every effort has been made to ensure that all projects are error free. All the information is presented in good faith, however, no warranty can be given nor results guaranteed. Therefore, we assume no responsibility nor damages that may occur when referring to this pattern. When errors are brought to our attention, we make every effort to correct and post a revision as soon as possible. We suggest you check windhamfabrics.com for pattern updates and to test the pattern prior to making the project. Test templates first, before cutting all the pieces. Free projects are not for resale.